

O2-2 Spare Parts Manual

Version: V1.00.000

Revise date: 2022-12-23

Copyright Information

Copyright © 2019 by LAUNCH TECH CO., LTD. All rights reserved. No part of this publication may be reproduced, stored in a retrieval system, or transmitted in any form or by any means, electronic, mechanical, photocopying, recording or otherwise, without the prior written permission of LAUNCH. The information contained herein is compiled only for the use of LAUNCH branch companies/dealers/marketing personnel/after-sales service personnel. LAUNCH is not responsible for any use of this information as applied to other units.

Neither LAUNCH nor its affiliates shall be liable to the purchaser of this unit or third parties for damages, losses, costs, or expenses incurred by purchaser or third parties as a result of: accident, misuse, or abuse of this unit, or unauthorized modifications, repairs, or alterations to this unit, or failure to strictly comply with LAUNCH operating and maintenance instructions. LAUNCH shall not be liable for any damages or problems arising from the use of any options or any consumable products other than those designated as Original LAUNCH Products or LAUNCH Approved Products.

Trademark Information

LAUNCH is a registered trademark of LAUNCH TECH CO., LTD. (also called LAUNCH for short) in China and other countries. All other LAUNCH trademarks, service marks, domain names, logos, and company names referred to in this manual are either trademarks, registered trademarks, service marks, domain names, logos, company names of or are otherwise the property of LAUNCH or its affiliates. In countries where any of the LAUNCH trademarks, service marks, domain names, logos and company names are not registered, LAUNCH claims other rights associated with unregistered trademarks, service marks, domain names, logos, and company names. Other products or company names referred to in this manual may be trademarks of their respective owners. You may not use any trademarks, service marks, domain names, logos, or company names of LAUNCH or any third party without permission from the owner of the applicable trademarks, service marks, domain names, logos, or company names. You may contact LAUNCH by visiting the website at www.cnlaunch.com, or writing to LAUNCH TECH. CO., LTD., Launch Industrial Park, North of Wuhe Rd., Banxuegang, Longgang, Shenzhen, Guangdong, P. R. China, to request written permission to use Materials on this manual for purposes or for all other questions relating to this manual.

General Notice

Other product names used herein are for identification purposes only and may be trademarks of their respective owners. LAUNCH disclaims any and all rights in those marks.

There is a possibility that this unit is inapplicable to some of the vehicle models or systems listed in the diagnostic section due to different countries, areas, and/or years. Do not hesitate to contact LAUNCH if you come across such questions. We are to help you solve the problem as soon as possible.

Table of Content




1. Brief Introduction 1

2. O2-2 Configuration Components..... 1

1. Brief Introduction


This manual mainly introduces O2-2 configuration assembly, main unit parts list and connector parts list which include the items of ERP Code, Name, Qty. and Picture. The manual is provided only for LAUNCH agencies and dealers in order to enable them correctly deal with the management affairs about sales, after-sales service and product parts etc.

2. O2-1 Configuration Components

ERP Code	Name	Photo
102290193	X-431 O2-2 示波器检测设备 PCA(LLP),RoHS	
104012301	Upper black shell 上壳	
104012302	Lower black shell	

<p>104111836</p>	<p>Black rubber sleeve (1pcs O2-1 includes 2pcs sleeve)</p>	
<p>102250016</p>	<p>Fan</p>	
<p>103180057</p>	<p>20:1 Attenuator</p>	
<p>105020938</p>	<p>Secondary ignition pick-up</p>	
<p>105020939</p>	<p>BNC to 4mm Test Leads</p>	

<p>103202533</p>	<p>Back Probe Pins Suite</p>	
<p>105022209</p>	<p>双钳电源线</p>	
<p>103203906</p>	<p>Crocodile clips(black)</p>	
<p>103203905</p>	<p>Crocodile clips(red)</p>	
<p>105022505</p>	<p>USB type A to USB type B cable</p>	
<p>103240342</p>	<p>Multimeter probes(black)</p>	

103240341	Multimeter probes(red)	
-----------	------------------------	--