



DB26 diagnostic connector



EEPROM slot

Valve

DIY slot

Power indicator

Key chip slot

Key slot

Benz Key slot



DB15 diagnostic connector

Power port



11cm / 4.33in

23cm / 9.05in





Launch GIII X-Prog 3 Advanced Immobilizer & Key Programmer for X431 V, X431 V+, ProS, X431 PAD V, PAD VII

Brand: [Launch-X431](#)

Product Description

Launch GIII X-Prog 3 is a powerful anti-theft solution and an ideal choice for professional repair shops and vehicle maintenance businesses. It has achieved vehicle key, Engine and gearbox programming, featuring powerful multiple parts reprogramming and wide range of vehicle coverage.

Launch GIII X-Prog 3 Advanced Immobilizer & Key Programmer

Launch GIII X-PROG 3 advanced immobilizer & key programmer is a powerful chip reading device that can read/write keys to the vehicle. Compatible with X-431 series diagnostic scanners, X-PROG 3 enables Anti-theft type identification, Remote control matching, Key chip reading & matching, anti-theft password reading and anti-theft component replacement.

LAUNCH
Create-Change

ADVANCED IMMOBILIZER & KEY PROGRAMMER

Supported Brands

- VW, Audi, Skoda, SEAT, BMW, Mercedes-Benz, Toyota, and more models continue to be updated...

Supported Systems

- Engine system, Automatic transmission, Instrument system, CAS, Body system, Lock system, etc.

Key Features:

- Anti-theft Type Identification
- Remote Control Matching
- Key Chip Read & Write
- Anti-theft password reading
- Anti-theft Component Replacement

Launch GIII X-Prog 3 Features:

1. Compatible with X-431 series diagnostic scanners, X-PROG 3 enables reading/writing EEPROM, on-board MCU and BMW CAS4+/FEM chips, Mercedes-Benz infrared keys, generating special keys, reading BMW engine ISN code.
2. Supported brands: VW, AUDI, SKODA, SEAT, BMW, MERCEDES-BENZ, TOYOTA, etc. More models continue to be updated.
3. Supported systems: Automatic Transmission, Instrument System, CAS, Body System, Lock System, etc.

4. Compatible with: X431 V, X431 V+, X431 ProS, X431 PRO GT, X431 PRO V4.0, X431 PRO 3 V4.0, X-431 PRO 5, X-431 PAD III V2.0, X-431 PAD V, X-431 PAD VII
5. Reads & writes most Engine/Gearbox ECUs without disassembling the shell

Update Note: Launch X431 GIII X-Prog 3 latest update for RESET PROG (V10.05) Function:

- 1) Added ECU reading and writing functions for 10 models of Siemens Engine including MSD80, MSD81, MSD85, MSD87, MSV90, SIM271DE, SIM271KE, SIMOS8.4, SIMOS8.5 and SIMOS8.6;
- 2) Added ECU reading and writing functions for 5 models of Transmission including 9G_Tronic, DQ380, AL551, AL450 and 8HPXX.

Launch GIII X-Prog 3 Advantages:

1. Supports VW/AUDI MQB platform engine ECU replacement or cloning (Read engine ECU data directly from the key).
2. Supports VW/AUDI MQB platform gearbox ECU replacement or cloning.
3. Supports ECU replacement for the fifth-generation of Audi (0AW/0B5) gearbox.
4. Supports reading, writing & cloning the ECU for the fourth-generation of VW UDS engine.
5. Supports BMW E chassis 8HP gearbox ECU reprogramming to empty.
6. Works with reprogramming device to backup/restore programming data (For Bosch/Siemens engine ECU).

Launch GIII X-Prog 3 Main Functions:

1. Integrated the functions of key matching/copy, anti-theft IC reading & writing, and ECU reading & writing, etc.
2. Supports common ECU/MCU/EEPROM major manufacturers, with over 1200 product models, and constantly updating.
3. Supports ECU replacement for all lost without disassembly for VW/AUDI non-35XX instrument (it can be read directly through independent harness without removing the IC).
4. Supports ECU replacement for the fourth-generation of VW/AUDI engine;
5. Supports ECU replacement for the fifth-generation of VW/AUDI Bosch and Siemens engines.
6. Supports the all lost and replacement for the fourth generation of AUDI EZS, comfortable ECU, and KESSY IC.
7. Supports the BMW F and G chassis 8HP gearbox ECU reprogramming to empty.
8. Supports the BMW CAS4/CAS4+ module replacement.
9. Supports the ECU cloning and replacement for BMW Siemens engines.
10. Erase the password for Mercedes-Benz engine and gearbox within 3S.
11. Add the function of calculating the password for the Mercedes-Benz key within 1 minute.

Launch GIII X-Prog 3 Supported Chip Brands:

It supports common mainstream ECU MCU manufacturers, with more than 1,000 product models, and they are continuously being updated.

Atmel	NSC
Fujitsu	Philips
Infineon	Renesas M16
MC68HC05	Renesas M32
MC68HC08	Renesas M32R
MC68HC11	Renesas R32C
MC68HC12	Renesas R8C
MediaTek	Renesas V850 SPI
MicroChip	Renesas V850 UART
Nordic	Samsung
ST	SiLabs

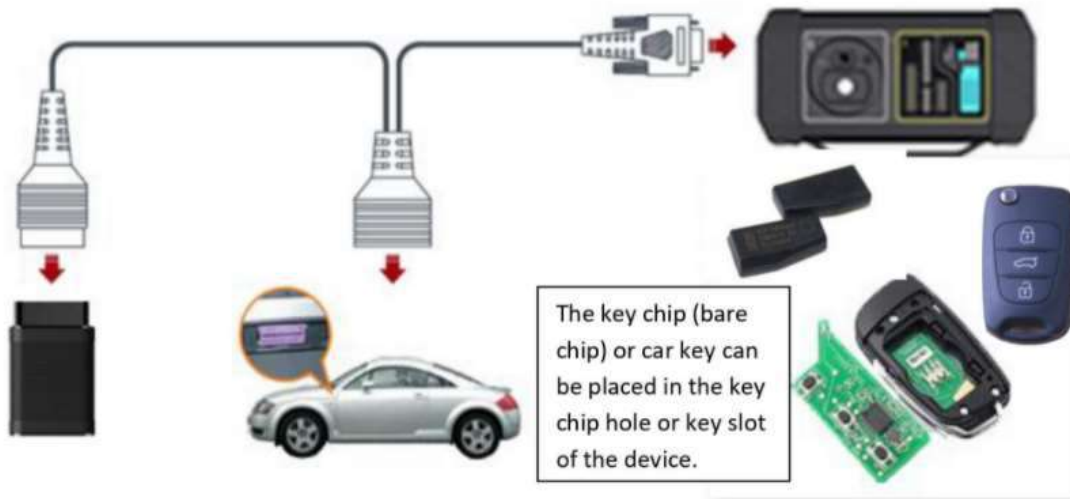
Supported EEPROM Brands:

It supports common mainstream EEPROM manufacturers, with nearly 1,000 product models, and they are continuously being updated.


4Wire	GI	Numonyx	SST
Adesto	GigaDevice	OKI	ST
AKM	Grundig	ON Semi	Toshiba
Altera	HOLTEK	Other	Winbond
Amic	Hynix	PCT	Xicor
Atmel	I2C	Philips	xUSSR
BOSCH	ITT	Pioneer	YMC
Catalyst	KHIC	PMC	Spansion
Chingis	Macronix	Ramtron	SPI
Dallas/Maxim	MicroChip	Rohm	NEC
EON	Micron	Samsung	NSC
ESMT	MicroWire	Seiko	Ford
EXEL	Mitsubishi	Siemens	Fujitsu
Fairchild	Motorola	Sony	

Launch X-PROG3 Operation Connection:


Connection method 1: Directly connect to OBD16 for key matching, data reading and writing, etc



Connection method 2: Place the anti-theft EEPROM or MCU chip in the chip burning socket, and then insert the chip burning socket into the slot of the immobilizer programmer locker and lock it to realize the data interaction between the IC anti-theft chip and the diagnostic host



Connection method 3: After removing the ECU from the car, connect the anti-theft ECU pin to the DIY slot of the immobilizer programmer through the cable to realize the data interaction between the anti-theft ECU and the diagnostic host.



Launch X-PROG 3 Update Guide:

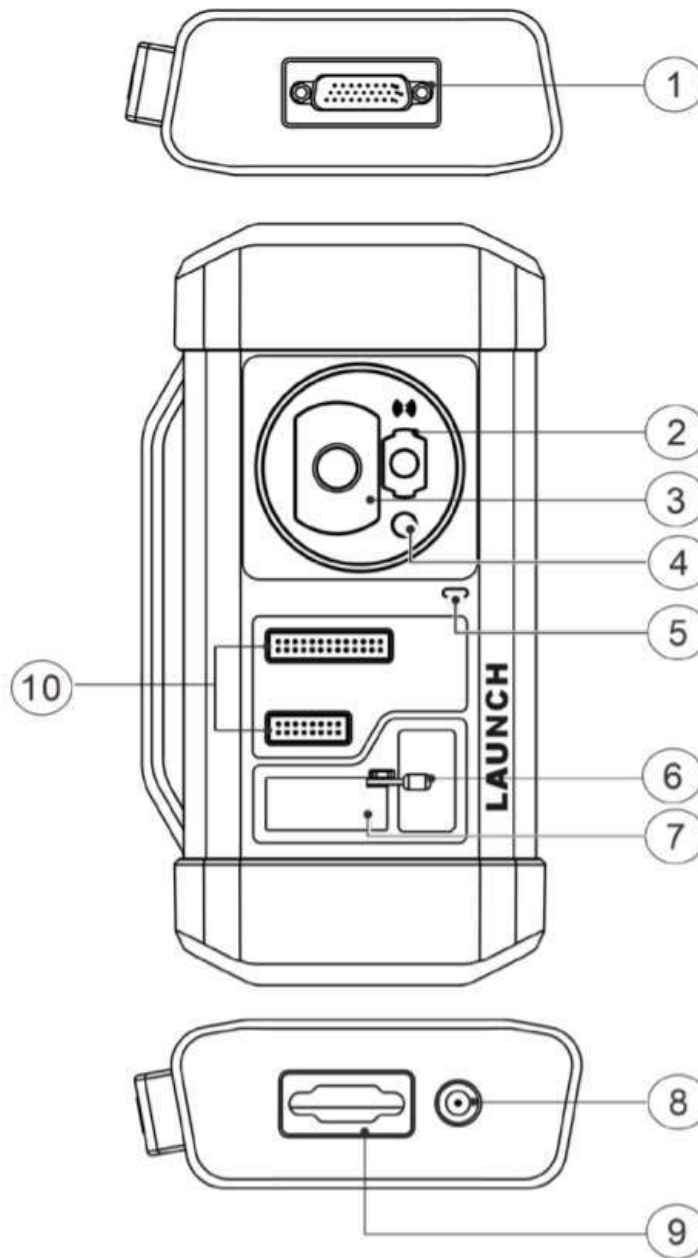
1. On the main diagnostic screen, tap Software Update to enter the update center. Check the software you want to upgrade, and then tap Update.

Software Update				
Upgradeable software(179)			Serial Number: 989340001497	
Available		Downloaded		
Enter the model name				
Vehicle	Current Version	Update Version	Size	Update content
<input checked="" type="checkbox"/> AutoSearch		V10.74	36.5 M	Software optimization and update
<input checked="" type="checkbox"/> ECUAID		V11.33	143.8 M	Software optimization and update
<input checked="" type="checkbox"/> SmartLink_C_Update_File	V10.18	V10.19	20.6 M	Software optimization and update
<input type="checkbox"/> Audi		V28.67	136.0 M	Added supporting portable target for ADAS (Advanced Driving Assistance System) function; Optimized online function, actuation test for so...
<input type="checkbox"/> Chrysler/Dodge/Jeep		V33.25	26.9 M	Software optimization and update
		Refresh Update Renewals		

2. Once downloading completes, the software packages will be installed automatically.

Update		
Software installed(2/3)		OK/S Serial Number: 989340001497
Name	Version	State
IMMO PROG	V10.01	<div style="width: 100%; background-color: green;">Installed successfully</div>
SmartLink_C_Update_File	V10.19	<div style="width: 100%; background-color: green;">Installed successfully</div>
ECUAID	V11.33	<div style="width: 50%; background-color: blue;">Installing</div>
		All start All stop

Launch X-PROG3 Display:



1. DB26 diagnostic connector: To connect with all anti-theft cables.
2. Benz key slot: To place Benz car key.
3. Key slot: To place car key for RF deflection.
4. Key chip slot: To place key chip.
5. Power indicator
 - Red light indicates faults.
 - Orange light indicates functions normally.
6. Valve: To tighten loose EEPROM board.
7. EEPROM slot: To insert EEPROM board
8. Power port: For power charging
9. DB15 diagnostic connector: To connect with main diagnostic

cable.

10. DIY slot: To insert vehicle DIY board.

Launch X-Prog 3 FAQ:

Q1: If the X-PROG 3 can reset the ELV (electric steering column lock) on the Mercedes W169?

A1: Yes, it supported

Q2: Does Xprog3 support immo program

A2: Yes, it does

Q3: Whether X-431 PRO V7.0 can work with X-Prog 3?

A3: Yes, it can work with X-431 series diagnostic scanners.

Launch X-Prog 3 Specification:

Interface	DB26, DB15
Input Power	DC12V
Working CurrentMax	500mA
Power Consumption	5W
Storage Temperature	-20°C~70°C
Working Temperature	0°C~50°C
Size	228*120 mm

Launch XPROG -3 Package List:

- Main unit
- Power adaptor
- Main diagnostic cable
- The fourth-generation data acquisition cable
- The fourth-generation of EEPROM data acquisition cable(without dismantling dashboard)
- BENCH mode cable
- MCU converter V1
- MCU converter V2
- MCU cable with multiple leads
- EEPROM chip adaptor
- Benz infrared analog acquisition key
- MCU cable with multiple leads
- EEPROM converter
- User Manual

