

TLT440W

Spare parts manual

编号：21 SHM 2113 0012 B

	Drafter	Auditor	Approver
Signature	姚松林	李权坤	
Date	2021-5-15	2021-5-18	

CONTENT

1	PURPOSE.....	4
2	COMPONENTEXPLODED DIAGRAM.....	4
3	COMPONENTERP CODE AND DESCRIPTION CORRESPONDING TO EXPLODED DIAGRAM.....	10
4	WEARING PARTS.....	33

Revision Records

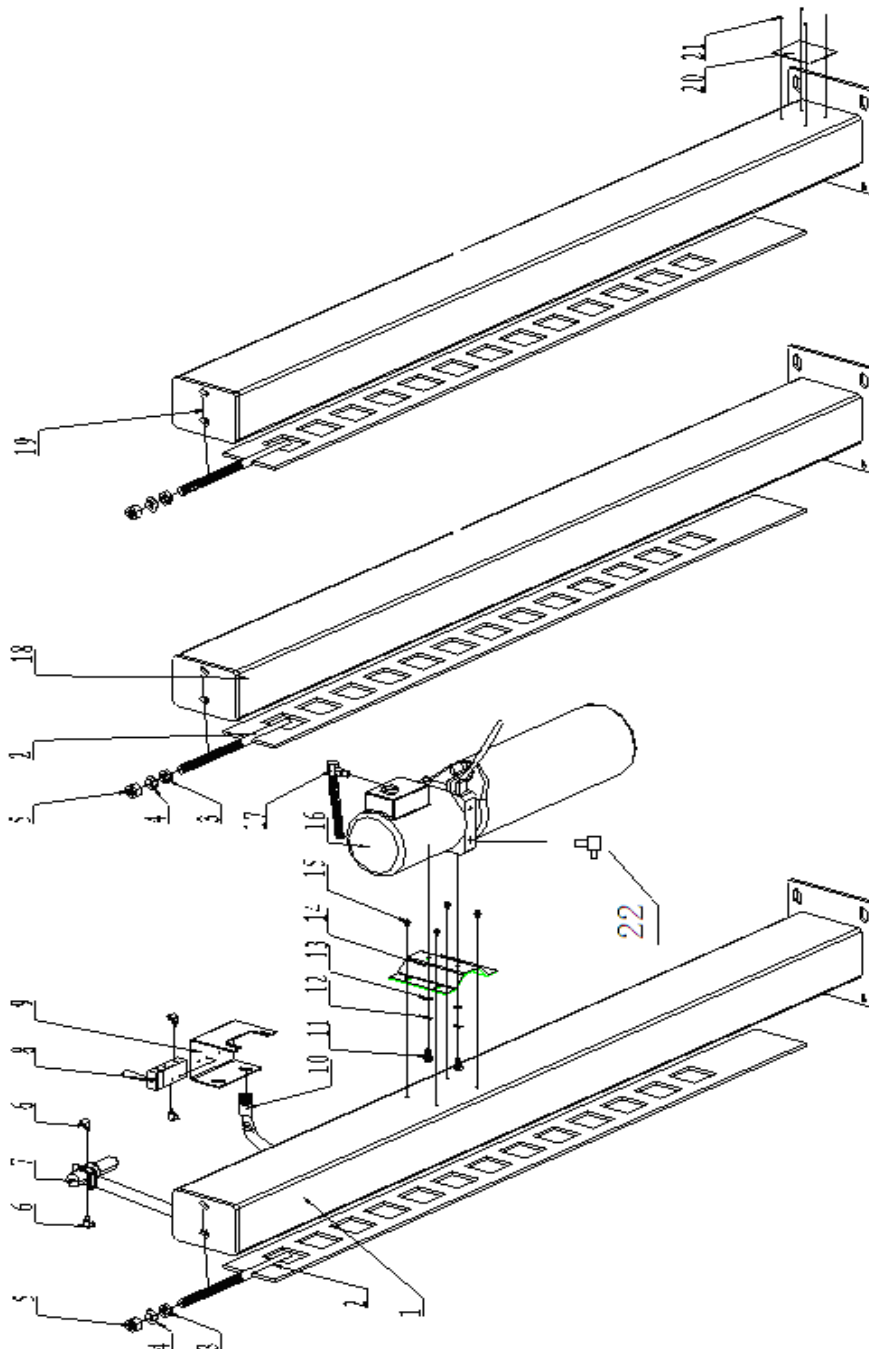
NO.	Version	Revision	Reviser	Revision Date
A	A	New version	姚松林	2020-07-08
B	B	New revision	姚松林	2021-5-15
C				
D				
E				
F				
G				
H				
I				
J				
K				
L				
M				
N				
O				
P				
Q				
R				
S				

1 Purpose

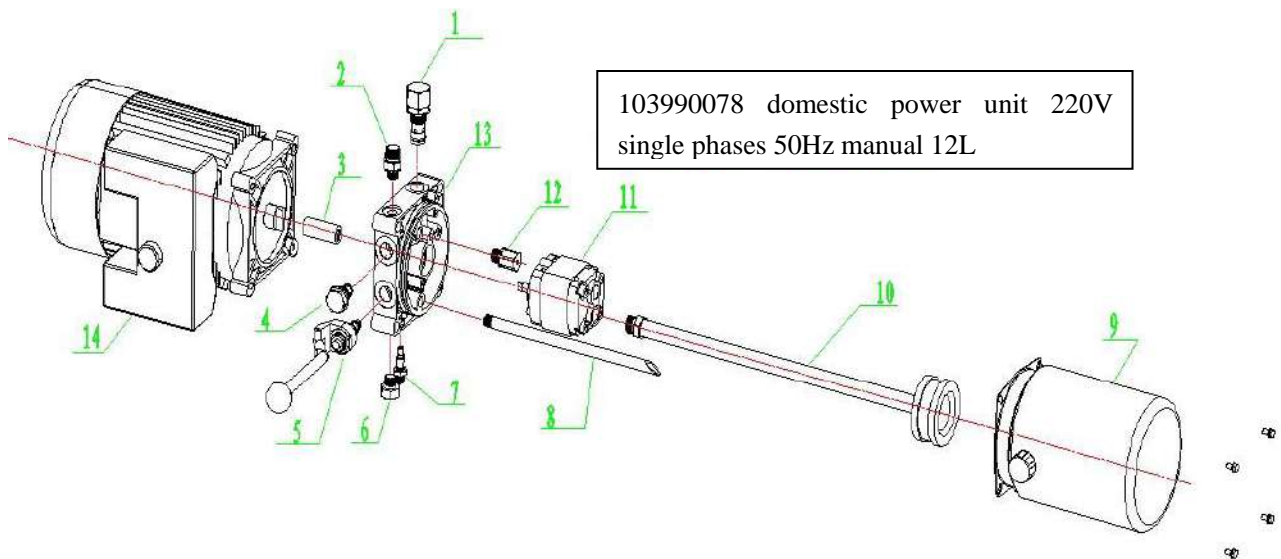
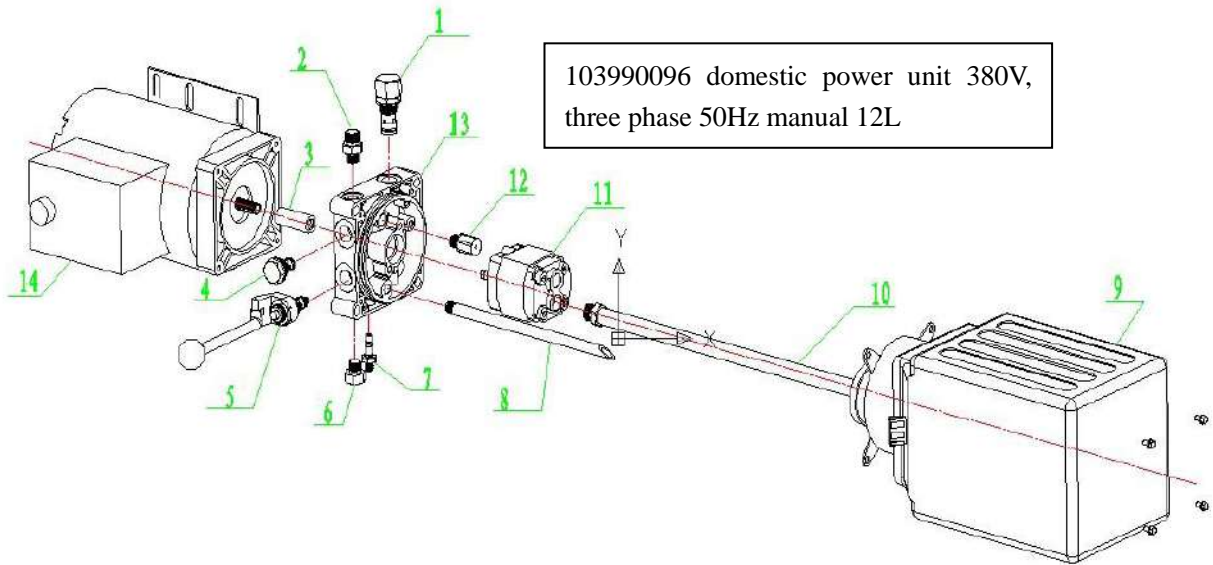
This manual is used as an effective customer's access to the specific description of lift model's spare parts and their first-hand change information, in order to resolve the problem of product modification and code switch by which customers have been troubled, make the communication between customer and company's service personnel smoother, improve company's service efficiency and increase customer trust!

2 Component Exploded Diagram

2.1 Power-side column and offside column and Power unit assembly



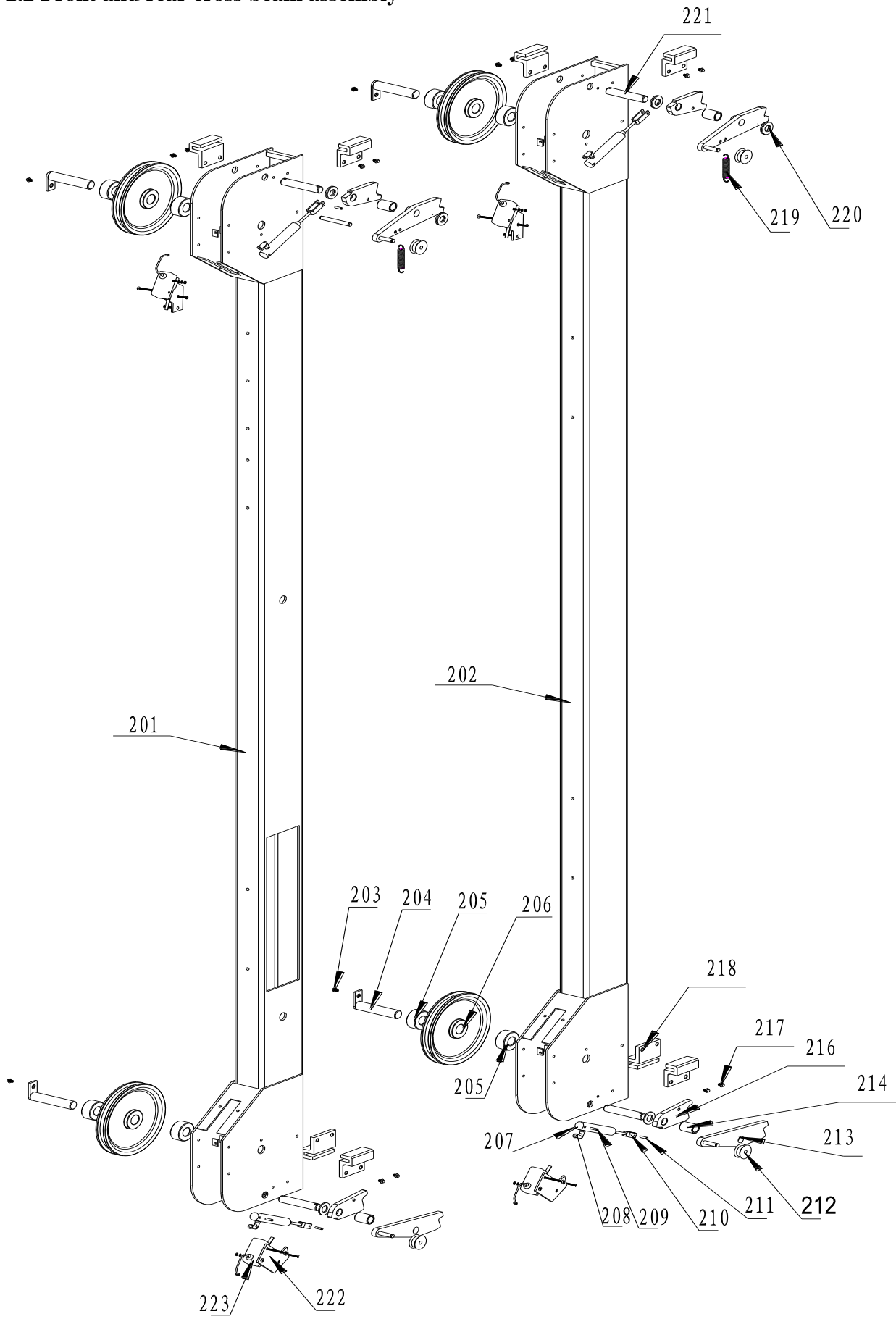
2.1.1 Power unit assembly



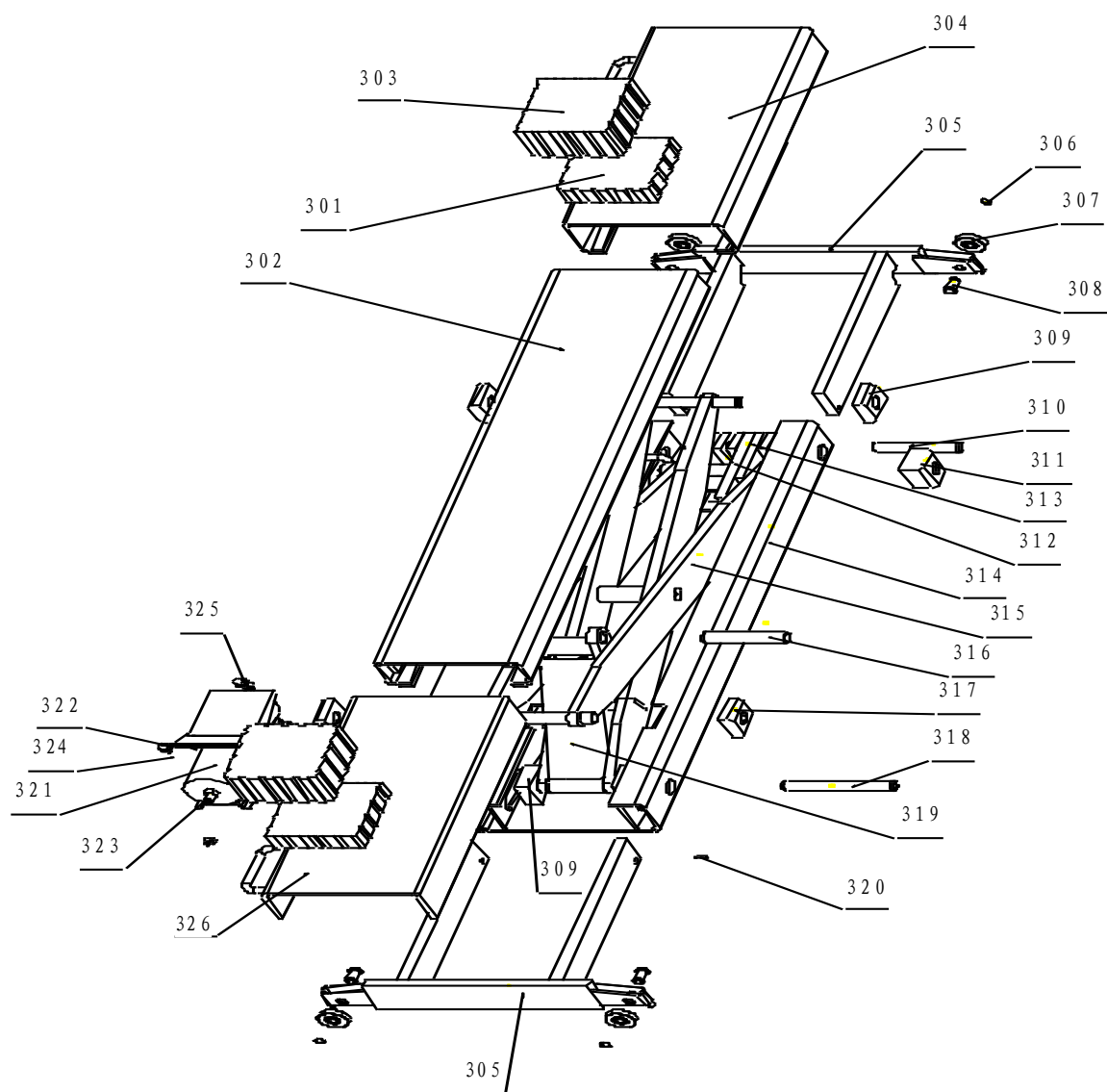
Note: TLT440W power unit usage information is as below:

103990096 domestic power unit 380V three phase 50Hz manual 12L
103990078 domestic power unit 220V single phase 50Hz manual 12L
103990169 domestic power unit 220V/380V、 50Hz/60Hz three phase manual 12L
103990274 domestic power unit 380V/3PH/50Hz/2.2Kw,2.6ml/r,2850r/min,16MPa, manual ,12L iron tank

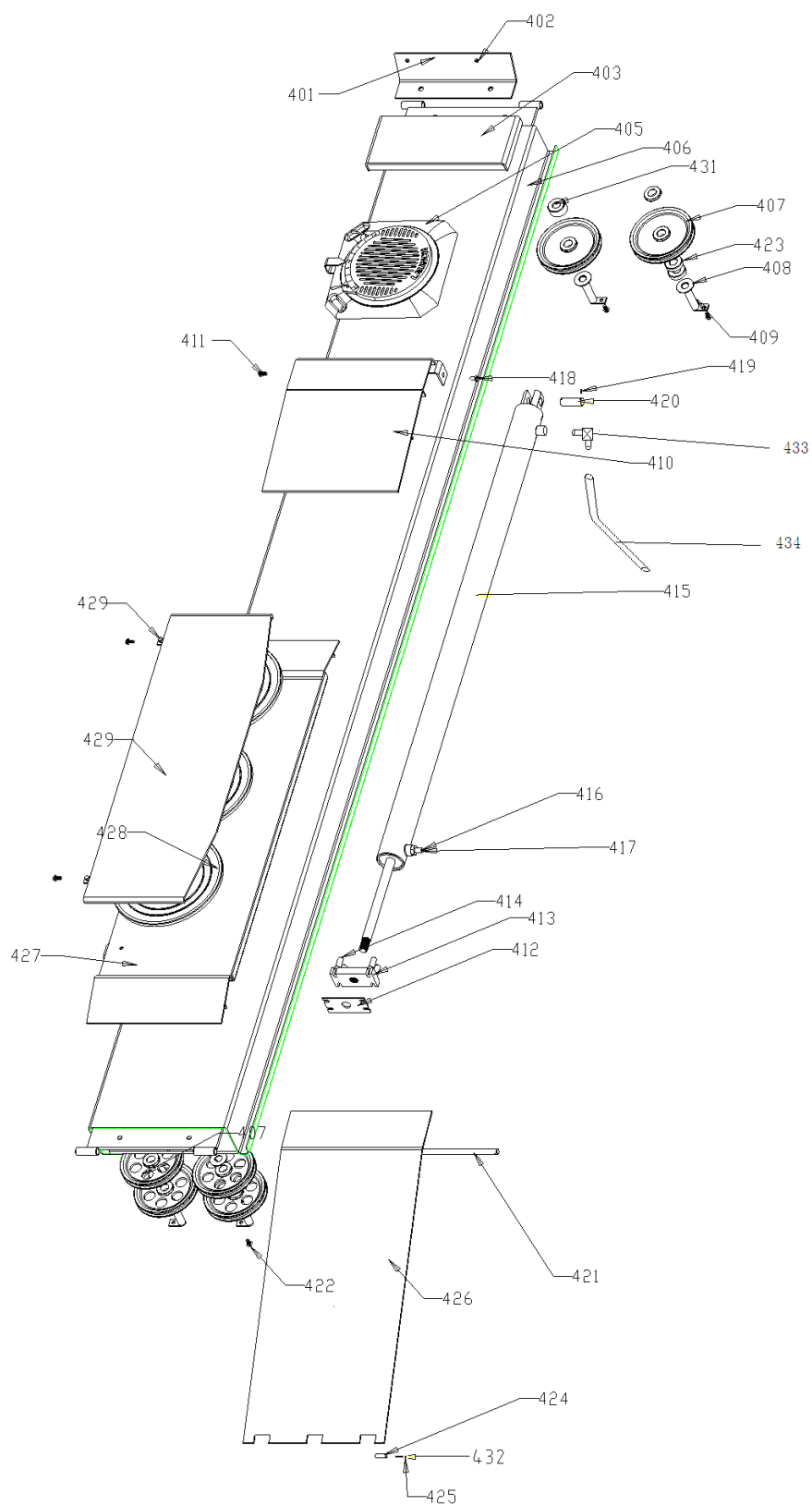
2.2 Front and rear cross beam assembly



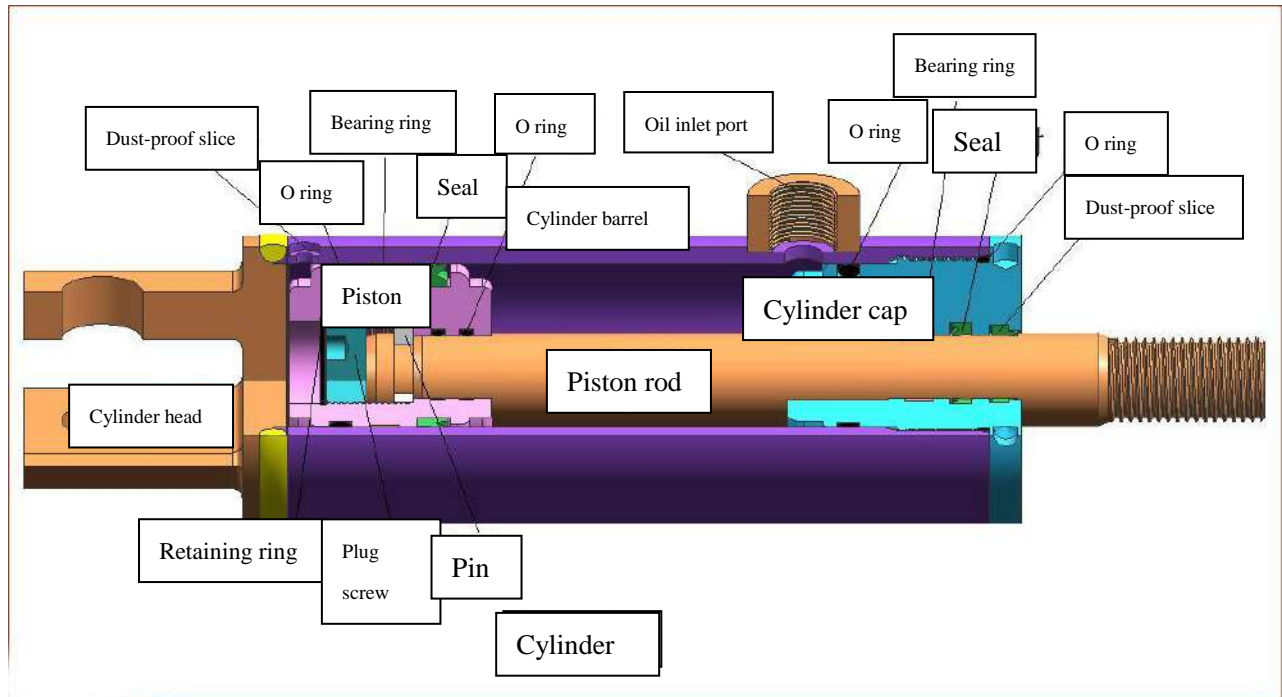
2.3 Secondary lift jack assembly



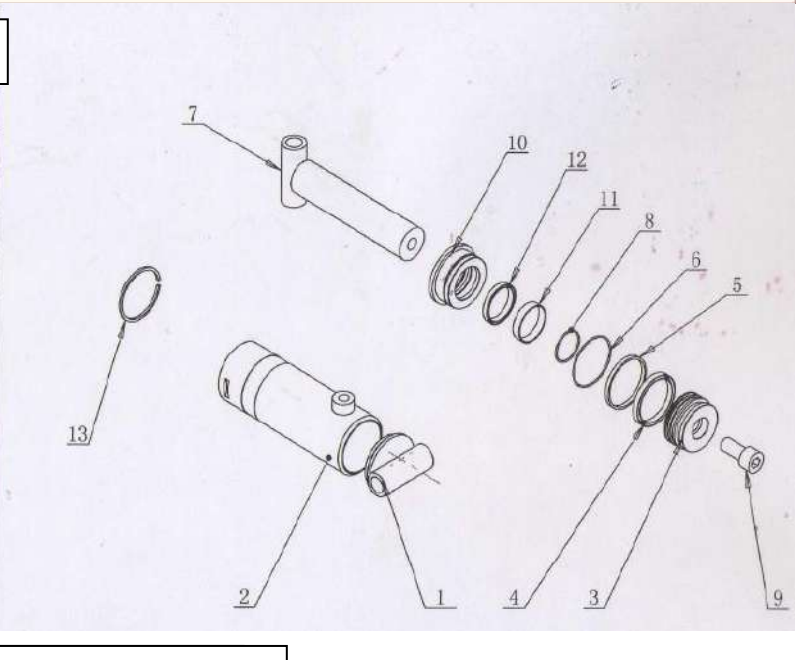
2.4 Left and right runway assembly



2.4.1 Cylinder assembly



Item No	Model	Name	Qty
1	YG-63X146-05-02	Cylinder head	1
2	YG-63X146-05-03	Cylinder	1
3	YG-63X146-04	Piston	1
4	UN53X63X6	Seal	1
5	63X2.5X7.5	Bearing ring	1
6	63X3.5	O ring	1
7	YG-63X146-03	Piston rod	1
8	44X2.4	O ring	1
9	GB/T70.12000(M16X35)	Screw	1
10	YG-63X146-01	Guide sleeve	1
11	45X2.5X9.5	Bearing ring	1
12	LBH40	Bearing ring	1
13	YG63X146-09	Dust-proof ring	1
		Retaining ring	



Secondary lift cylinder

Note: TLT440W cylinder usage information is as below:

103201513 TLT440 pull type cylinder
103260426 TLT440W secondary lift cylinder (Old money)
103260149 TLT440W secondary lift cylinder (new)
XC pull type cylinder service kit: 103990280
XC secondary lift cylinder service kit: 103990283
JY pull type cylinder (service kit A) : 103990333
JY pull type cylinder (service kit B) : 103990401 (After 2015-12)
JY secondary lift cylinder service kit: 103990364

3 Component ERP Code and Description Corresponding to Exploded Diagram

Number	Material code	Description	Photo	Note	
Power side column and off side column assembly					
1	309140017	Left –front column			
2	309140018	Locking latch plate assembly			
3	103030114	M20 I Hexagon nut			
4	103040138	Flat washer 20			
5	103030143	Thin nut M20 class AB			
6	103100080	Quick change L type end fitting $\phi 8 * G 1/4$			
	101010337	Quick change T type fitting			









7	102160383	Air combination two parts			
8	103201926	Manual change valve			
	103100214	APL6-02(1/4') Quick change L type air fitting			
9	103202114	Bracket of change valve			
10	104090094	Quick hose fitting			
11	103020038	Bolt M10X25			
12	103040122	Spring washer 10			

13	103040123	Flat washer 10			
14	201025083	Power unit bracket			
15	103020134	Bolt class C,GB/T5781-2000, M6*15(zinc plating)			
16	103990096	Domestic power unit 380V,single phase 50Hz, manual 12L			
	103990078	Domestic power unit 220V,sing phase 50Hz manual 12L			
17	103201512	L fitting			

18	309140019	Right column			
19	309140020	Left rear column			
20	103250169	Nameplate			
21	103010481	Screw 3X6			
22	103100214	Quick change L type fitting APL6-02			
1	103160059	Overflow valve (pressure adjustment range 0-30MPa)			
2	103201512	Adjustable L fitting			

3	103990243	Coupler (220V)			
	103201714	Coupler (380V) (DFY)			
4	103160056	Check valve			
5	103160055	Manual unloading valve			
	103260184	Handle			
6	103203228	Plug screw for domestic power unit M14*1.5			
7	103160123	Throttle valve			

9	103201881	Iron oil tank 12L		Small hole distance 	Old type DY and 103990088Z Ynew type
	104100023	Oil tank 12L(Steel, DY/EAST)		Big hole distance 	New type
	104100010	Plastic oil tank 12L (DFY)			Old type
	104100021	Plastic oil tank 12L (DY without hoop)			New type
10 8	104090107	Oil inlet pipe / Oil outlet pipe			
11	103990219	Gear pump 2.1			
12	103160111	Cushion valve			







13	103160118	Valve block holder for domestic power unit –manual down (Dong Fang)			
	103160133	New type Valve block holder for manual power unit			Should installed with new oil tank when instead the old ones
14	103990224	Motor 220V single phase			
	103990222	Motor 380V three phase (DFY/EAST)			
201	309140021	Front cross beam assembly			
202	309140022	Rear cross beam assembly			
203	103020132	Bolt M8X15			
204	103202146	TLT440E Shaft for wire pulley (new)			






	103202867	TLT440E Shaft for wire pulley on the beam, Weldment, TLT440 E-20-11-00-C			
205	104990119	Bushing for wire pulley			
206	103220066	Wire pulley	厚度 25mm 		
	103201509	Bushing			
207	103201514	Tripping air cylinder			
208	103100305	Quick change L type fitting APL6-M6			
209	103060358	Pin axle B6X30			

210	103201505	Air cylinder connecting rod			
211	103060381	Pin axle B6X22			
212	104990136	Safety wheel			
213	103203137	Left safety latch assembly			
	103203136	Right safety latch assembly			
214	104990122	Bushing for latch axle			
216	103201500	Locking latch			

217	103020152	Screw M8X15			
218	104990118	Guide slider			
219	103201497	Safety latch spring			
220	103040138	Flat washer 20			
221	103201499	Safety shaft			
222	103202900	Micro switch bracket			
223	102100210	Micro switch Z-15GW-B			
301	104130231	Thin cushion pad			

302	103201482	Cover assembly			
303	104130232	Thick cushion			
304	103201486	The movable left arm assembly			
305	103201488	Movable seat			
306	103050002	Spring retaining ring for axle 12			
307	104990116	Seat pulley			
308	103201495	Pin for seat pulley			








309	104990115	Slide block for outer shears			
310	103201490	Safety fix axle			
311	104990114	Slide block for inner shears			
312	103201484	Safety bracket I			
313	103201485	Safety bracket II			
314	103201481	Base assembly			




315	103201489	Inter- and- outer shears assembly			
316	103201493	Top shaft for cylinder			
317	104990114	Slide block for inner shears			
318	103201494	Fixed shaft of cylinder			
319	103260426	Secondary lift cylinder			Old money
	103260149	Secondary lift cylinder			new


320	103060354	Pin 6X24			
321	103990153	Manual Gas-liquid pump			
322	103020134	Bolt M6X15			
324	103040133	Flat washer class C,GB/T95-1985,6			
325	103100285	APU8 quick change fitting			
326	103201523	The movable right arm assembly			
	309140165	jack (Chinese), Components			
	309140164	jack (EN), Component			

401	103203132	Former block			
402	103020154	Bolt M10X30			
403	309140025	Short cover plate assembly			
405	309140027	Indexing plate assembly (including 2pcs index plate)			
406	103202831	Left runway assembly			
	101020377	Right runway assembly			
407	103201981	Cable pulley of left runway	<p>厚度35毫米</p> 		

	103201982	Bushing 2535			
408	104990121	PTFE pad			
409	103202869	Shaft for wire pulley assembly 2			
	103202148	Shaft for wire pulley 2 (new)			
	103202870	Shaft for wire pulley assembly3			
	103202149	Shaft for wire pulley 3 (new)			
410	309140030	The runway composite plate assembly			
	309140031	The runway composite plate assembly of Flat			


		plate type			
411	103020073	Bolt M10X20			
412	309140034	Splint for steel cable I			
413	309140036	Splint for steel cable II			
414	103201519	Steel cable I L=9250			
	103201520	Steel cable II L=7710			
	103201521	Steel cable III L=4565			
	103201522	Steel cable IV L=3030			
415	103201513	Pull type hydraulic cylinder			
416	103201502	Explosion-proof valve seat			

417	103250168	Chip of explosion-proof valve			
418	103020073	Bolt M10X20			
419	103060356	Cotter pin 3.2X36			
420	103201508	Fixed pin for cylinder			
421	103201506	Shaft of runway plate			
422	103202868	Shaft for wire pulley assembly			
	103202147	Shaft for wire pulley (new)			

422	103020132	Bolt M8X15			
423	104990125	Lift wheel bushing			
424	103200911	Rolling elements of approach runway			
425	103060360	Pin with hole 6X85			
426	309140039	Approach runway for ramp type			
	309140040	Approach runway for flat plate type			
	309140166	TLT440E ramp, Components			

427	309140043	Base assembly for ramp type			
	309140044	Base assembly for flat plate type			
428	104080008	Ball plate			
	104080007	Ball			
429	309140047	Side slider cover assembly			
430	309140048	Latch assembly			
	309140163	Side slider plate assembly			

	101020392	side slide plate assembly for flat type lift			
431	104990120	Lift wheel bushing			
432	103060380	Cotter pin, GB/T91-2000, 1.6*12			
433	103100214	APL6-02(1/4') Quick change L type fitting			
434	104990092	PU air tube L=(unit M)			
Addition	103990333	Cylinder seal ring JY			
Addition	103990401	Cylinder seal ring JY (B)			Manufactured after 2015-12
Addition	103990280	Cylinder seal ring XC			

Addition	103990364	Cylinder seal ring for secondary lift JY			
Addition	103990283	Cylinder seal ring for secondary lift XC			
Addition	104010457	Protective cover of cross-beam (launch gray)			
Addition	103040161	Flat washer class C, GB/T95-1985, 24			Used between wire pulley and bushing
Addition	104010461	Column cover			
Addition	107021639	Warning stickers (English)			
Addition	107021415	Warning label (English)			
Addition	103010482	Anchor Bolt M16x140			

Addition	103201515	HP hose L=3900			
Addition	103201511	Bush SF-2 2014			
Addition	102100264	Adjustable switch guard plate			
Addition	103990051	oil cup			
Addition	103100215	APE6 quick twist T-type three-way connector			
Addition	103100024	Quick twist type three-way terminal connector (all metal)φ8*φ8*φ8			
Addition	102990093	APC8 air pipe ,APC8-02 (faster tighten) ROHS			
Addition	103100216	APU6 quick screw through			

4 Wearing parts

103100080	Quick change L type air fitting
101010337	Quick change T type fitting
102160383	Air combination two parts
103201926	Manual change valve
103100214	APL6-02(1/4') Quick change L type air fitting
104090094	Quick hose fitting
103201512	L fitting
103160059	Overflow valve (pressure adjustment range 0-30MPa)
103160056	Check valve
103160055	Manual unloading valve
103160123	Throttle valve
103202867	Shaft for wire pulley on the beam
103202868	Shaft for wire pulley on the runway I
103202869	Shaft for wire pulley on the runway II
103202870	Shaft for wire pulley on the runway III
104990119	Wire pulley bushing
103220066	Wire pulley
103201509	Bushing 2525
103201514	Tripping air cylinder
103100305	Quick change L type fitting APL6-M6
104990136	Safety wheel
104990122	Bushing for latch axle
104990118	Guide slider
104130231	Thin cushion
104130232	Thick cushion
104990116	Seat pulley
104990115	Slide block for outer shears
104990114	Slide block for inner shears
103201513	Pull type cylinder
103260426	Secondary lift cylinder(Old money)
103260149	Secondary lift cylinder (new)
103201981	Cable pulley of left runway
103201982	Bushing 2535
103990279	TLT440E cylinder service kit (A) (XC)
103990333	TLT440E cylinder service kit (JY A)
103990401	TLT440E cylinder service kit (JY B)
103990153	Manual Gas-liquid pump
104990121	PTFE pad
103201519	Steel cable I L=9250
103201520	Steel cable II L=7710
103201521	Steel cable III L=4565

103201522	Steel cable IVL=3030
103201502	Explosion –proof valve base
103250168	Explosion –proof valve chip
104990120	Lift wheel bushing
104990125	Lift wheel bushing
104080008	Ball plate
104080007	Ball
104990092	PU air tub (unit: M)
103201515	HP hose L=3900
103201511	Bush SF-2 2014
